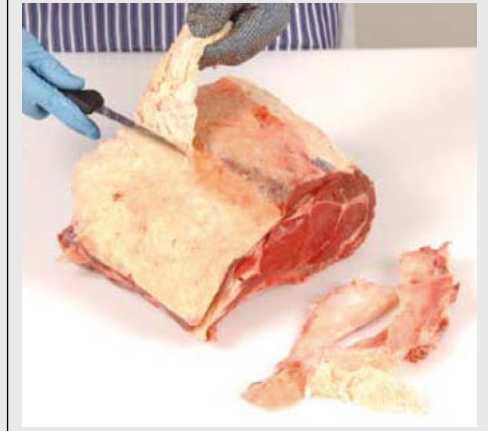
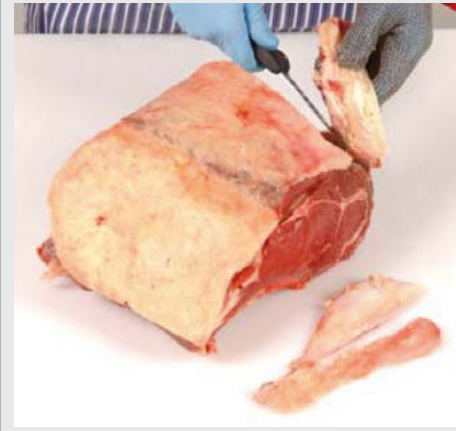
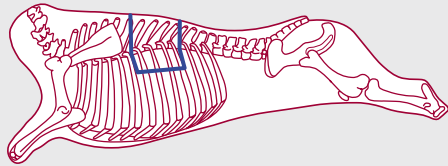


Fore rib – boned and rolled

Code:

Fore rib B013



1. The fore rib should be removed from the carcass between rib bones 6-7 and 10-11 (counting from the neck upwards).

2. The length of the tail is not to exceed 60mm from the outer tip of the eye muscle.

3. Remove the rib and back bones using a sheet boning method.

4. Remove backstrap.



5. Trim external fat to a maximum thickness of 10mm.

6. Roll and tie joint securely with string at regular intervals.

7. Rolled rib is vacuum packed individually.

